













**RODAS EM BORRACHA "SIGMA ELASTIC",
NÚCLEO EM ALUMINIO E EM FERRO FUNDIDO MECÂNICO**













**RUEDAS DE GOMA "SIGMA ELASTIC",
NUCLEO DE ALUMINIO Y DE HIERRO FUNDIDO MECANICO**

**RUOTE IN GOMMA "SIGMA ELASTIC",
NUCLEO IN ALLUMINIO E GHISA MECCANICA**



						1 daN	2 daN	daN				
									 COD.	 COD.	 COD.	 COD.
100	40	15	40	32	9	250	180	180	0.44	721202	0.39	723102
125	40	20	50	47	14	280	200	200	0.78	721203	0.52	723103
125	50	20	59	47	14	320	230	230	0.84	721213	0.62	723113
160	50	20	59	47	14	420	300	300	1.22	721210	0.96	723104
180	50	20	60	47	14	490	250	350	1.47	721205	1.21	723105
200	50	20	60	52	17.5	1000	335	500	2.00	721206	1.71	723106
200	50	25	60	52	17.5	1000	335	500	1.99	721106	1.71	723106
250	50	25	60	52	15	1000	300	500	2.30	721208	1.97	723108

































						1 daN	2 daN	daN				
									 COD.	 COD.	 COD.	 COD.
125	50	20	55	47	14	450	250	300	1.88	722103	1.64	724103
150	50	20	55	47	14	600	275	400	2.30	722104	2.06	724104
200	50	25	55	52	17	1000	335	500	3.15	722106	2.87	724106
200	75	25	85	52	17	1200	400	700	5.35	722126	5.07	724126
250	75	25	88	52	17.5	1500	450	800	7.17	722108	6.67	724108
300	85	30	90	62	16	1800	500	950	8.51	722109	8.05	724109
300	85	35	90	62	16	1800	500	950	8.49	722129	8.05	724109

**RODAS EM BORRACHA "SIGMA ELASTIC",
NÚCLEO EM ALUMINIO, FERRAGEM LEVE (NL) E MÉDIA (P)**





























**RUEDAS DE GOMA "SIGMA ELASTIC",
NUCLEO DE ALUMINIO, SOPORTES INDUSTRIALES (NL) Y PESADOS (P)**

**RUOTE IN GOMMA "SIGMA ELASTIC",
NUCLEO IN ALLUMINIO, SUPPORTI LEGGERI (NL) E PESANTI (P)**



														
										COD.		COD.		COD.
100	40	128	100x85	80x60	9	42	120	180	0.96	 724402	0.71	 726202	1.17	 727302
125	50	165	140x110	105x80	11	57	156	230	1.49	 724413	1.14	 726213	2.37	 727313
160	50	199	140x110	105x80	11	56	156	300	2.59	 724410	2.22	 726210	2.80	 727310
180	50	219	140x110	105x80	11	56	156	300	2.85	 724405	2.56	 726205	3.06	 727305
200	50	240	140x110	105x80	11	56	156	300	3.40	 724306	3.18	 725206	3.66	 727106





























														
										COD.		COD.		COD.
100	40	138	100x85	80x60	9	46		180	1.31	 727602	0.81	 728512		
125	50	170	140x110	105x80	11	70		230	2.30	 727613	0.00	 728523		
160	50	205	140x110	105x80	11	70	126	300	3.57	 727610	2.08	 728514	4.14	 727204
180	50	228	140x110	105x80	11	70	126	350	3.81	 727605	2.39	 728515	4.38	 727205
200	50	250	140x110	105x80	11	70	126	500	4.46	 727516	3.00	 728516	5.06	 727206

RODAS EM BORRACHA "SIGMA ELASTIC", NUCLEO EM FERRO FUNDIDO MECÂNICO, FERRAGEM NL, P, EP

























RUEDAS DE GOMA "SIGMA ELASTIC", NUCLEO DE HIERRO FUNDIDO MECANICO, SOPORTES TIPO NL, P, EP


RUOTE IN GOMMA "SIGMA ELASTIC", NUCLEO IN GHISA, SUPPORTI TIPO NL, P, EP





























																	
										COD.		COD.		COD.		COD.	
125	50	165	140x110	105x80	11	57	156	300	3.00		724313	2.63		725213	3.22		727113
150	50	194	140x110	105x80	11	56	156	300	3.67		724304	3.30		725204	3.96		727124
200	50	240	140x110	105x80	11	56	156	300	4.56		724336	4.34		725236	4.56		727126



																	
										COD.		COD.		COD.		COD.	
125	50	170	140x110	105x80	11	70	126	300	3.80		727513	3.24		728513			
150	50	200	140x110	105x80	11	70	126	400	4.65		727504	3.22		728504	5.22		727224
200	50	250	140x110	105x80	11	70	126	500	5.62		727506	4.16		728506	6.19		727226



																	
										COD.		COD.		COD.		COD.	
150	50	200	135x110	105x80	11	70	126	400	4.92		727814	4.43		728814	5.49		727324
200	50	250	135x110	105x80	11	70	126	500	5.87		727816	5.43		728816	6.44		727326
200	75	275	175x140	140x105	14	66		700	10.90		727806	9.06		728806			
250	75	300	175x140	140x105	14	66		800	12.71		727808	10.88		728808			